



INTRODUCING SATS

SORELLA ACCOUNTING & TAXATION SERVICES

RECEIPTS HUB

We're making it even easier for you to stay on top of your taxes with our new secure file request feature which allows you to upload your receipts to your SATS Perth file throughout the year directly from your phone.





START UPLOADING

- **Tap the Link:** Click the link below from your phone or computer to begin.
- **Upload Files:** Select files from your phone's gallery or file system.
Tip: You can upload multiple files at once. No need to rename them.
- **Enter Your Name:** Just fill in your first and last name.
- **Submit:** Hit "Upload" and wait for the confirmation message. You're done!





SAVE RECEIPTS HUB TO YOUR HOME SCREEN

Quick access from your phone—no need to search for the link every time!

IPHONE

-  Tap the link below to open it in Safari.
-  Tap the **Share** icon at the bottom.
-  Scroll down and select **Add to Home Screen**.
-  Name the icon "Receipts Hub," then tap **Add**.

ANDROID

-  Tap the link below to open it in Chrome.
-  Tap the **Menu** icon at the top-right.
-  Select **Add to Home Screen**.
-  Name the icon "Receipts Hub," then tap **Add**.

Now, whenever you need to upload a receipt, just tap the icon on your Home Screen!



SATS PERTH RECEIPTS HUB LINK

Thank you for helping us keep your records organised and up to date!

If you have any questions or need assistance, please email us at

office@satsperth.com.au